

## Diabetic foot/stump assessment

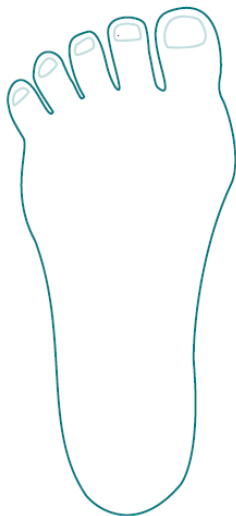
<b>Observation:</b>	<b>Findings/Remark</b>
Deformity*	
Skin (colour, mottled, break)	
Ulcer and callus*	
Oedema	

<b>Sensory:</b>	<b>Findings /Remark</b>
Paresthesia/Pain (complaint)	
Monofilament test	
Light touch	
Joint sense	

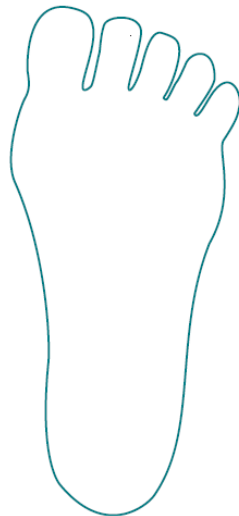
<b>Autonomic:</b>	<b>Findings /Remark</b>
Skin texture and temperature	
Irregular pulse	
Sweating	

<b>Vascular:</b>	<b>Findings /Remark</b>
Capillary refill	
Dependent erythema*	
Pulse*	
Ulcer	

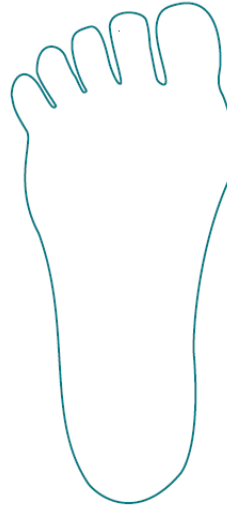
\* - applicable only for intact foot



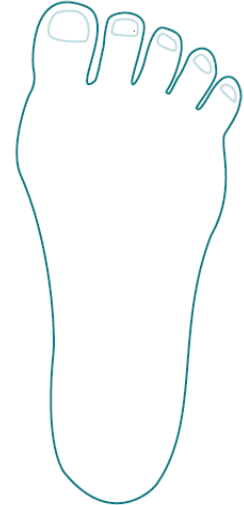
**Left Dorsum**



**Left Sole**



**Right Sole**



**Right Dorsum**